

Welcome & Password Email

Product Description:

The Welcome Email module will allow you to automatically send an email to your customer upon account creation on your storefront. In addition, this module will give you template control over the password reminder email.

Update: This module will also allow your customers to login using their email address in addition to using their normal username. There are no template edits required.

Key Features:

- Great for sending your customers account login and password to them.
- Can be sent to either the bill to or the ship to email address.
- Fully configurable admin with available tokens and HTML formatting.
- Login using email address

Support:

Support is offered on all Sebenza modules via our online helpdesk. Module support includes, but not limited to, installation issues, compatibility, and module usage.

Requests outside of the modules scope will be addressed on a case by case scenario. In most cases these requests will on a custom development basis at our current hourly rate.

Before contacting support, please refer to not only this document... but also to our [online FAQ center](#).

URL: <http://www.sebenza.com/>

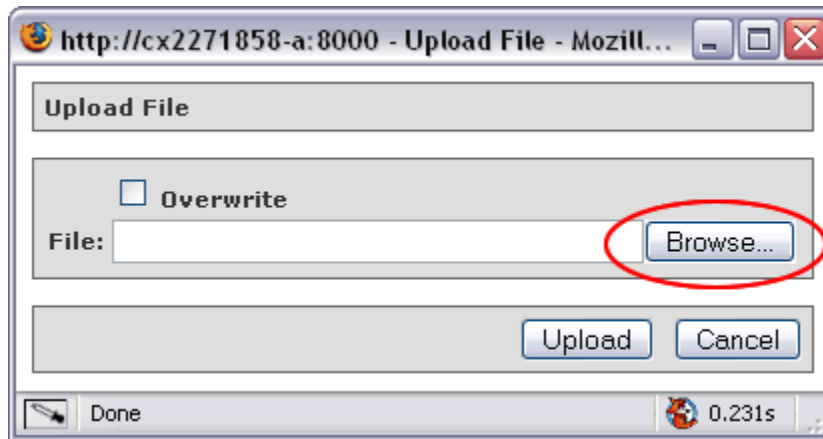
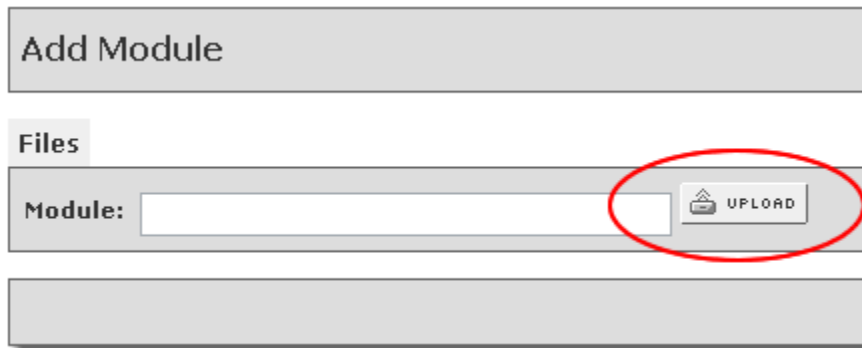
Installation Instructions

Step 1. After purchasing the MIVA Merchant 5 module, download it to your computer. If it was supplied as a Zip file, unzip it to a convenient directory. Winzip is a popular tool for un-zipping files and is available [here](#).

Step 2. Next, upload your new module to your MIVA Merchant administration panel via the “Add” link to the right of the “Modules” link in the left navigation.



Step 3. Click the “Upload” button and select the module to be uploaded and installed. After you select the module click the “Add” button.



Now your module is installed to your MIVA Merchant Domain. Next, we will need to assign the module to the store you want to use it with.

Step 4. Click “System Extension Configuration” within the left navigation under your selected store.

Step 5. Find the “Welcome and Password Email” module, select the checkbox, and hit “Update”.

Step 6. After you hit the “Update” button, a new tab was created called “Welcome and Password Email”. Click on the “Welcome and Password Email” tab. Now that the module is assigned to the store, you will need to enter your license number. Enter your purchased license number and click “Update”. If you do not have a valid license number please contact Sebenza.

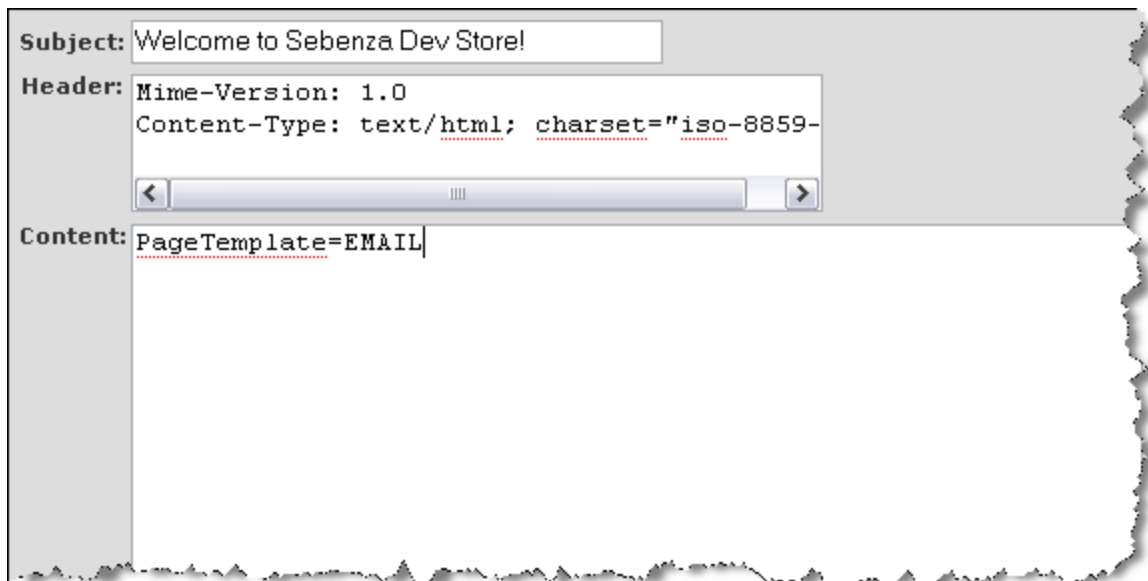
Step 7. Configure your settings. There are two sub-tabs within the module to do this in... “Welcome Email” and “Password Email”.

Welcome Email via Page Template (Optional)

This feature only applies to the Welcome Email and not the Password Email.

This feature allows you to specify a page template as the body of the email. An example of why you might want to use this is if you are trying to pass in some dynamic content from another module via “Item”... such as a sub-coupon from the Sebenza Ultimate Coupon module.

To use this feature, you will replace the “content” textarea in the modules admin panel with “PageTemplate=EMAIL”. EMAIL is the code of the Page Template being called at runtime. The template code does not have to be EMAIL, but whatever you name it must match what you specified in the content textarea.



The screenshot shows an email configuration interface with the following fields:

- Subject:** Welcome to Sebenza Dev Store!
- Header:** Mime-Version: 1.0
Content-Type: text/html; charset="iso-8859-
- Content:** PageTemplate=EMAIL

License:

BY DOWNLOADING AND/OR IMPLEMENTING THIS SOFTWARE YOU AGREE TO THE FOLLOWING LICENSE:

Definitions:

(i) "You" and "Licensee" refers to the person, entity or organization which is using the software and source code known as "Module", and any successor or assignee of same.

(ii) "Module" (hereinafter "Module") is the application and source code which accompanies this License, and which allows for the creation, use, maintenance and modification of electronic catalogs written for commercial and non-commercial internet use, which requires the use of Miva Script and/or Miva Merchant.

1. This license is for the downloading, acquisition and use of Module and any permitted modifications of Module source code. By downloading, acquiring and using Module, YOU expressly agree to abide by this License.

2. This license is between LICENSEE and Sebenza. Licensee acknowledges that Sebenza is and has granted this license in reliance upon representations made by Licensee and Licensee warrants the truthfulness and accuracy of such representations. Any breach of this warranty of truthfulness and accuracy shall constitute a breach of this License. Sebenza has the sole and unqualified right to refuse to license any person or entity for any reason, except for reasons which are specifically prohibited by state and national laws and statutes.

3. Licensee is granted a non-exclusive license to use Module in conjunction with one Miva Merchant Store or one Miva Merchant Domain (based upon Module and License purchased). License to use Module with more than one Miva Merchant Store or with more than one Miva Merchant Domain must be separately purchased from Sebenza or affiliate and is specifically not granted in this License.

4. Module contains valuable proprietary rights of Sebenza. There is no transfer to Licensee of any title to or ownership of Module or any copyright, trade name, trade secret, source code, or other proprietary rights relating to Module, regardless of the form that Module exists in. Licensee may not violate these rights, and Licensee must take all appropriate steps to protect Sebenza's rights. Sebenza may at any time replace, modify, alter, improve, enhance, or change Module without prior notice.

5. Any license, right, or permission to use Module is automatically revoked if Licensee breaches any term or condition of this License. Licensee agrees that in the event of a breach of this License, and upon the demand thereof by Sebenza, Licensee will immediately return any physical copies of Module to Sebenza, will cease any further use of Module, will remove the original and any modified or altered Module source code from his/her/its computers and drives, will cease his/her/its use of Module, and will cease any claimed breach of this License. Licensee agrees that monetary damages alone is not an adequate and just relief resulting from any breach of this License, that a court order prohibiting any further breach of this License is necessary to prevent further damages, and that Licensee will not oppose any reasonable request for a temporary restraining order, preliminary injunction, or other relief sought by Sebenza in the event of a breach of this License. Sebenza shall not be required to notify Licensee of any breach, nor make any demand or claim against Licensee resulting from any such breach, or for a demand to stop any use or distribution in violation of the terms of this License, and Licensee agrees that any breach of this License and damages resulting therefrom shall relate back to the first and earliest breach thereof. Failure of Sebenza to enforce its rights pursuant to this License shall not constitute a waiver of such rights, and shall not prejudice Sebenza in any later enforcement of its rights or rights to seek damages therefrom.

6. SEBENZA WILL NOT BE LIABLE FOR (A) ANY BUG, ERROR, OMISSION, DEFECT, DEFICIENCY, OR NONCONFORMITY IN MODULES; (B) IMPLIED MERCHANTABILITY OF FITNESS FOR A PARTICULAR PURPOSE; (C) IMPLIED WARRANTY RELATING TO COURSE OF DEALING, OR USAGE OF TRADE OR ANY OTHER IMPLIED WARRANTY WHATSOEVER; (D) CLAIM OF INFRINGEMENT; (E) CLAIM IN TORT, WHETHER OR NOT ARISING IN WHOLE OR PART FROM SEBENZA FAULT, NEGLIGENCE, STRICT LIABILITY, OR PRODUCT LIABILITY, OR (F) CLAIM FOR ANY DIRECT, INDIRECT, INCIDENTAL, SPECIAL, OR CONSEQUENTIAL DAMAGES, OR LOSS OF DATA, REVENUE, DEVELOPERS GOODWILL, OR USE. IN NO CASE SHALL SEBENZAS' LIABILITY EXCEED THE PRICE THAT DEVELOPER PAID FOR MODULE.

7. This License is granted, Module was developed, technical support is being provided in, and Licensee is downloading this copy of Module via miscellaneous resellers, distributors, gateways and servers, and is paying for the use of Module, in and from the County of El Paso, State of Colorado, and the parties agree that this License is to be performed in the County of El Paso, Colorado.

8. This License Agreement shall be governed by the laws of the State of Colorado, USA. If any provision of this License is found void, invalid, or unenforceable, it will not affect the validity of the balance of this License, which shall remain valid and enforceable according to its terms. In the event any party is required to seek judicial enforcement regarding any terms of this License, or to seek a judicial interpretation regarding any terms of this License, the party deemed by the court to be the prevailing party shall be entitled to, in addition to its costs and damages, reasonable attorney's fees and costs as determined by the court.

9. Licensee acknowledges that Module may be subject to United States export controls, pursuant to the Export Administrations Regulations, 15 C.F.R. Parts 768-799. Licensee shall comply strictly with all requirements of the Export Administration Regulations regarding use of Module.

10. This License Agreement constitutes the entire and sole agreement between Licensee and Sebenza, and is agreed to and entered into on the date you download or implement Module, whichever date is earlier.